## MALE END VIEW (P1)

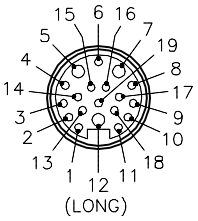


1 = PORT 1-1
2 = PORT 1-2
3 = PORT 2-1
4 = PORT 2-2
5 = SHIELD
6 = PORT 3-1
7 = N/C
8 = PORT 3-2
9 = PORT 4-1
10 = PORT 4-2
11 = PORT 4-4
12 = GROUND
13 = PORT 4-5
14 = PORT 5-1
15 = PORT 5-2
16 = PORT 5-3
17 = PORT 5-4
18 = PORT 5-6
19 = PORT 5-8

## FEMALE END VIEW (J1-J3)

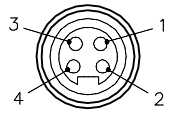


## FEMALE END VIEW (J4)

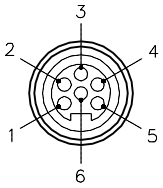


## SPECIFICATIONS

| | |
|---|---|
| HOUSING MATERIAL | DIE-CAST ALUMINUM ALLOY |
| HOUSING FINISH/COLOR | POWDER COAT/BLACK |
| RECEPT. HOUSING MAT'L/FINISH | STAINLESS STEEL/PASSIVATED |
| CONTACT CARRIER MATERIAL | TPU |
| CONTACT MATERIAL/PLATING | BRASS/GOLD |
| OPERATING VOLTAGE | 300 V |
| OPERATING CURRENT | 2.0 AMPS |
| PROTECTION CLASS to DIN 40050 | IP 67 – ONLY WHEN ALL RECEPTACLES ARE COVERED WITH PLUGS OR CONNECTED |
| OPERATING TEMPERATURE | -40°C TO +80°C (-40°F TO +176°F) |

## FEMALE END VIEW (J5)

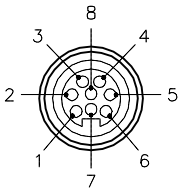


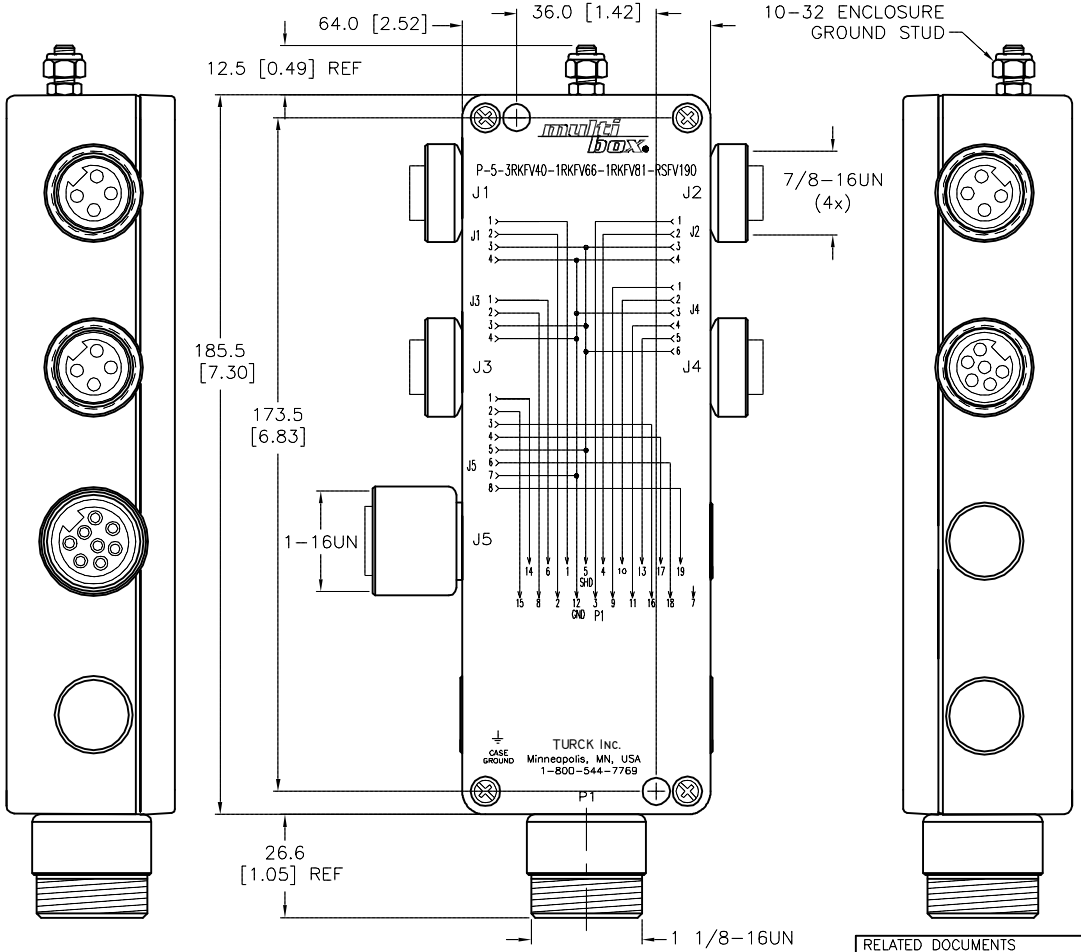


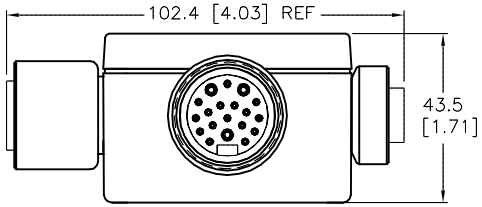


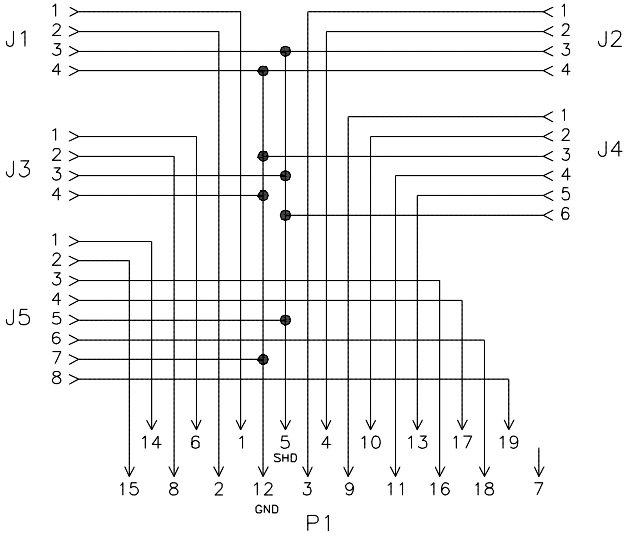


**SOURCE DRAWING - FOR REFERENCE ONLY**

| REV | DESCRIPTION | BY | DATE | ECO NO. |
|---|---|---|---|---|
| B | UPDATE TEMP SPEC | RDS | 03/26/19 | 68987 |

RELATED DOCUMENTS
1.
2.
3.
4.

MATERIAL: SEE SPECIFICATIONS

FINISH: SEE SPECIFICATIONS

3RD ANGLE PROJECTION

ALL DIMENSIONS DISPLAYED ON THIS DRAWING ARE FOR REFERENCE ONLY

CONTACT TURCK FOR MORE INFORMATION

THIS DRAWING IS CONFIDENTIAL AND THE PROPERTY OF TURCK INC. USE OF THIS DOCUMENT WITHOUT WRITTEN PERMISSION IS PROHIBITED.

TURCK

3000 CAMPUS DRIVE
MINNEAPOLIS, MN 55441
1-800-544-7769
(763) 553-7300
(763) 553-0708 fax
www.turck.us

DRFT: TV | DATE: 10/05/16
APVD: L.H. | SCALE: 1=2.0

UNIT OF MEASUREMENT
**MILLIMETER [ INCH ]**
DO NOT SCALE THIS DRAWING

DESCRIPTION: P-5-3RKFV40-1RKFV66-1RKFV81-RSFV190

IDENTIFICATION NO.: U2-28693 | REV: B

FILE: U2-28693 | SHEET 1 OF 1

Approved 03/26/2019, work order #188127 by T.V.